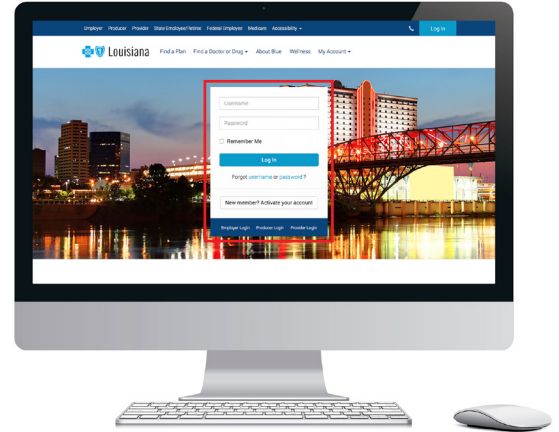


Confirm your Catapult Health screening date

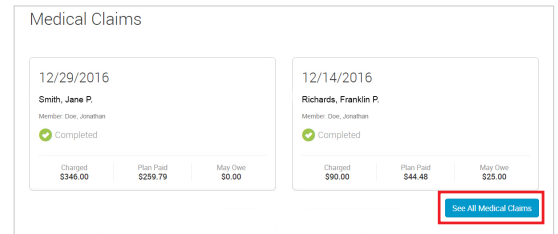
1

Log into your account
www.bcbsla.com/Pages/login.aspx



2

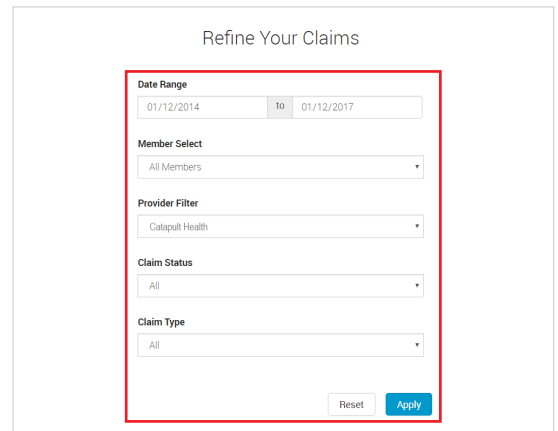
Scroll down to **Medical Claims** and click **See All Medical Claims**.



3

You will be taken to the **Claims** page.

- Click the **Refine** button under the picture. On the new screen, use the **Date Range** boxes to select the month you attended your Catapult Health Screening or select **Catapult Health** from the **Provider Filter**. Click **Apply**.





The date on your **Catapult Health** claim must fall during the program year for you to qualify for the credit. The program year is Sept. 1 of the previous year to Aug. 31 of the program year.

Viewing all claims for all members. Ser

12/14/2016

Catapult Health

Member: Jonathan Doe

Completed

Charged \$00.00	Plan Paid \$00.00	May Owe \$00.00
--------------------	----------------------	--------------------

Details

DECEMBER 2016

These steps can only be used if you attended an onsite Catapult Health clinic. If you submitted a Primary Care Physician or Expectant Mother form, you can email support@catapulthealth.com to confirm they received it. Please allow several days after sending for Catapult to process your form.