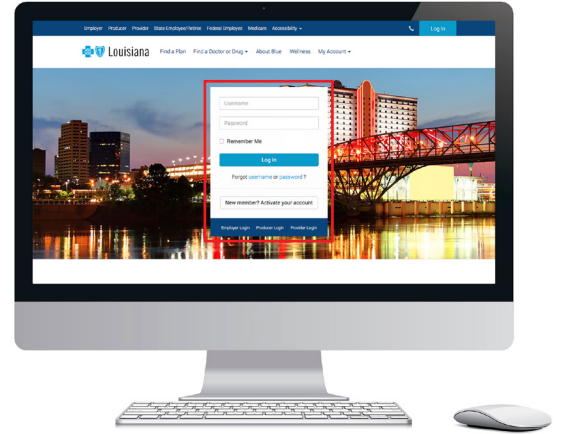


# View Your PHA Records

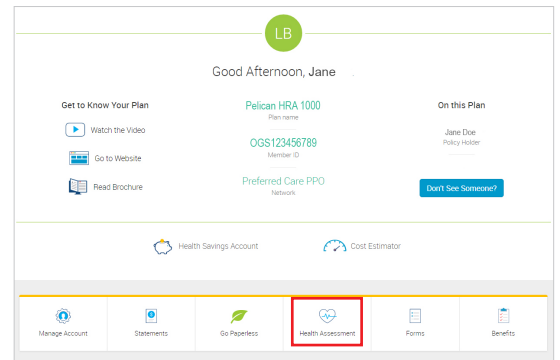
1

Log into your account at [www.bcbsla.com/Pages/login.aspx](http://www.bcbsla.com/Pages/login.aspx).



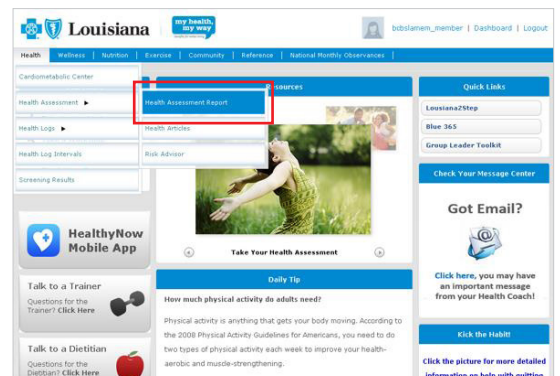
2

Scroll down and select **Health Assessment** from your My Account page.



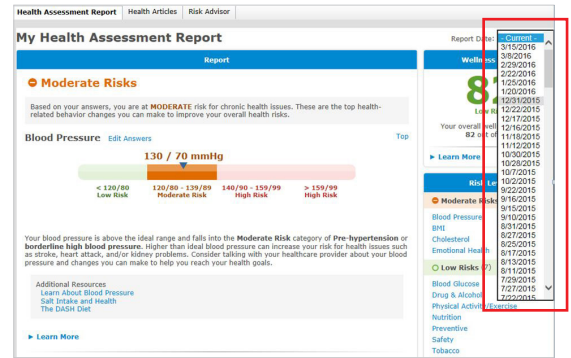
3

Once in the portal, look along the top navigation to find the **Health** tab. Hover your mouse over **Health**, then **Health Assessment**. Finally, click **Health Assessment Report**.



4

Once on the health assessment report, you will have the option to select the **Report Date** from the drop down on the top right. **Select a date.**



5

Once you have selected the preferred report date, select **Certificate of Completion** under **View and Print Options**, which is the third blue-colored box on the right.

